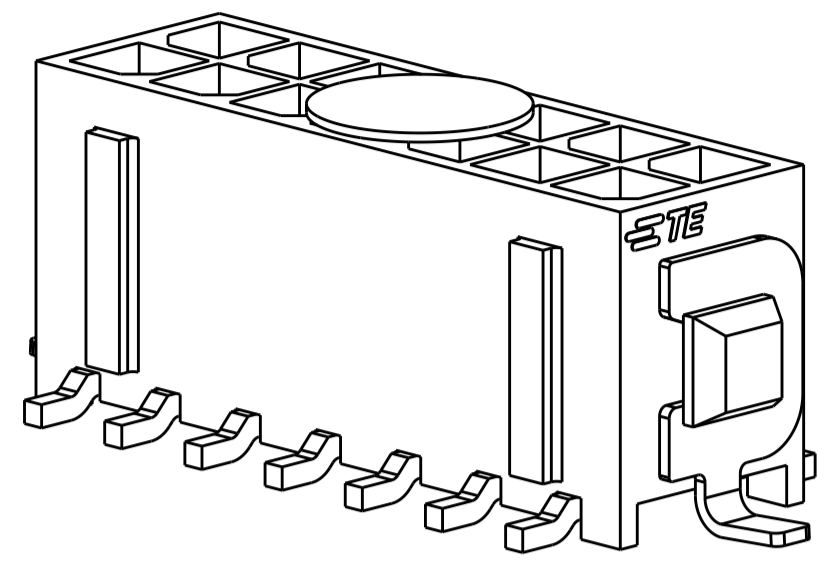
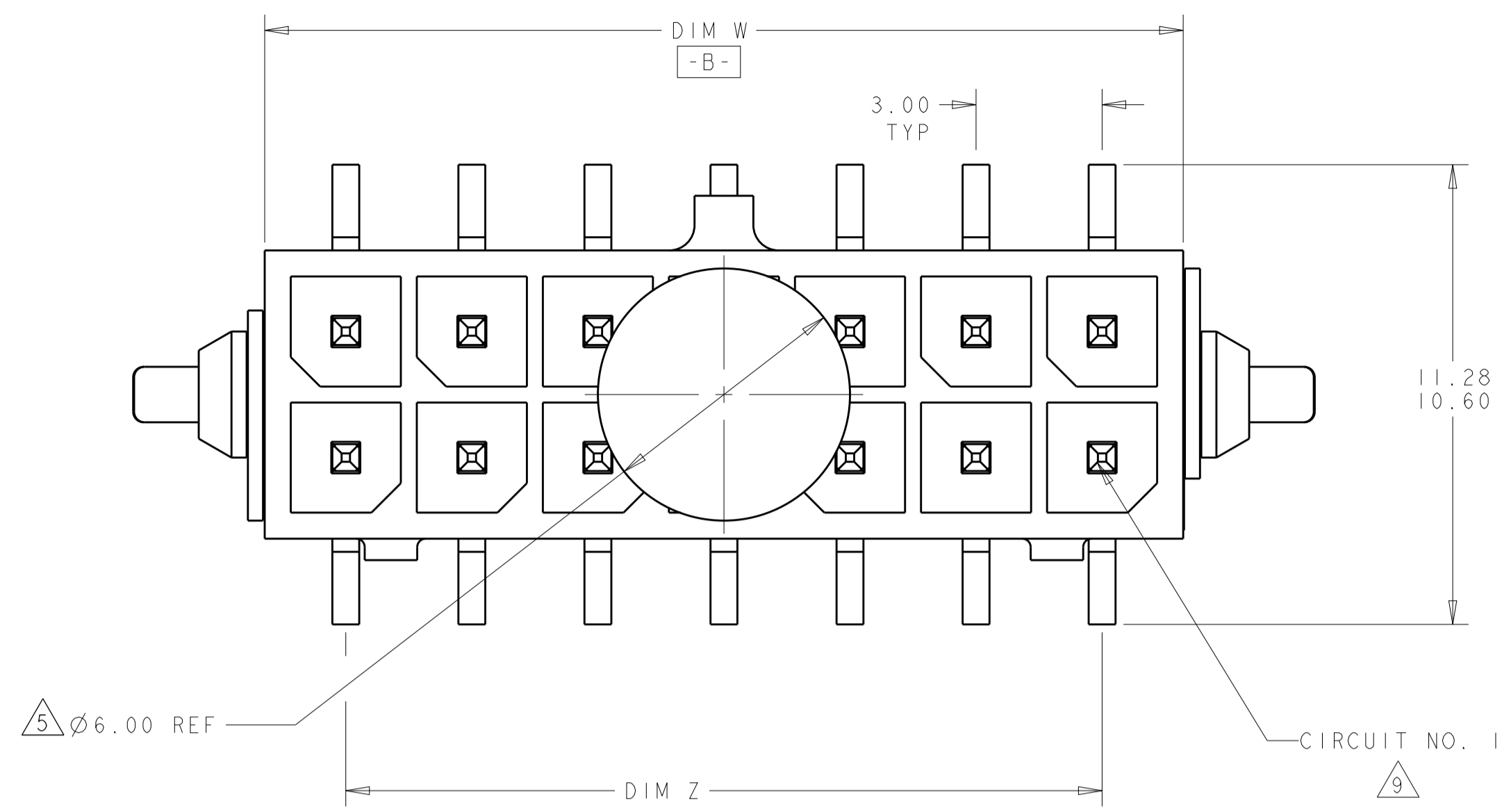
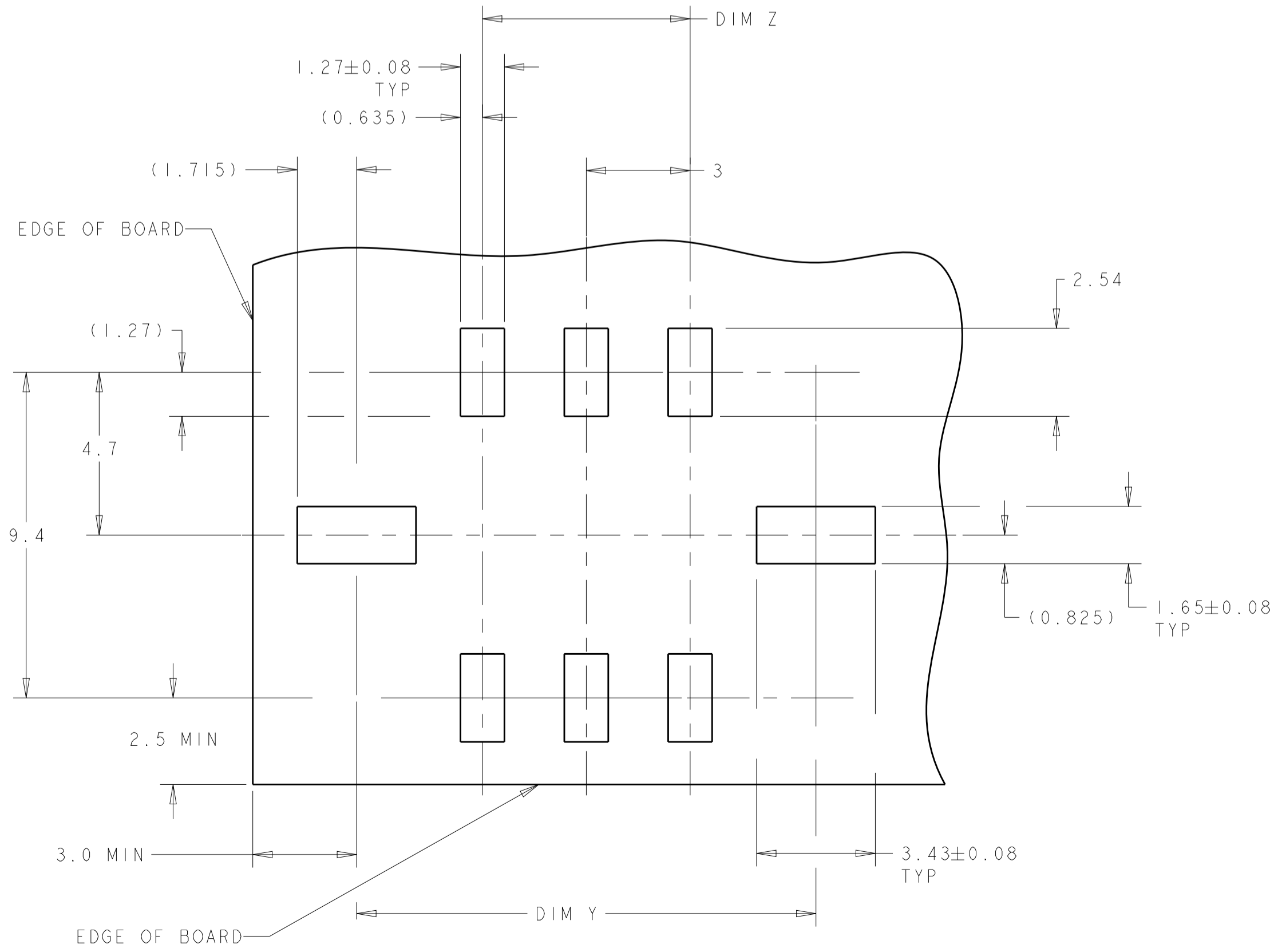
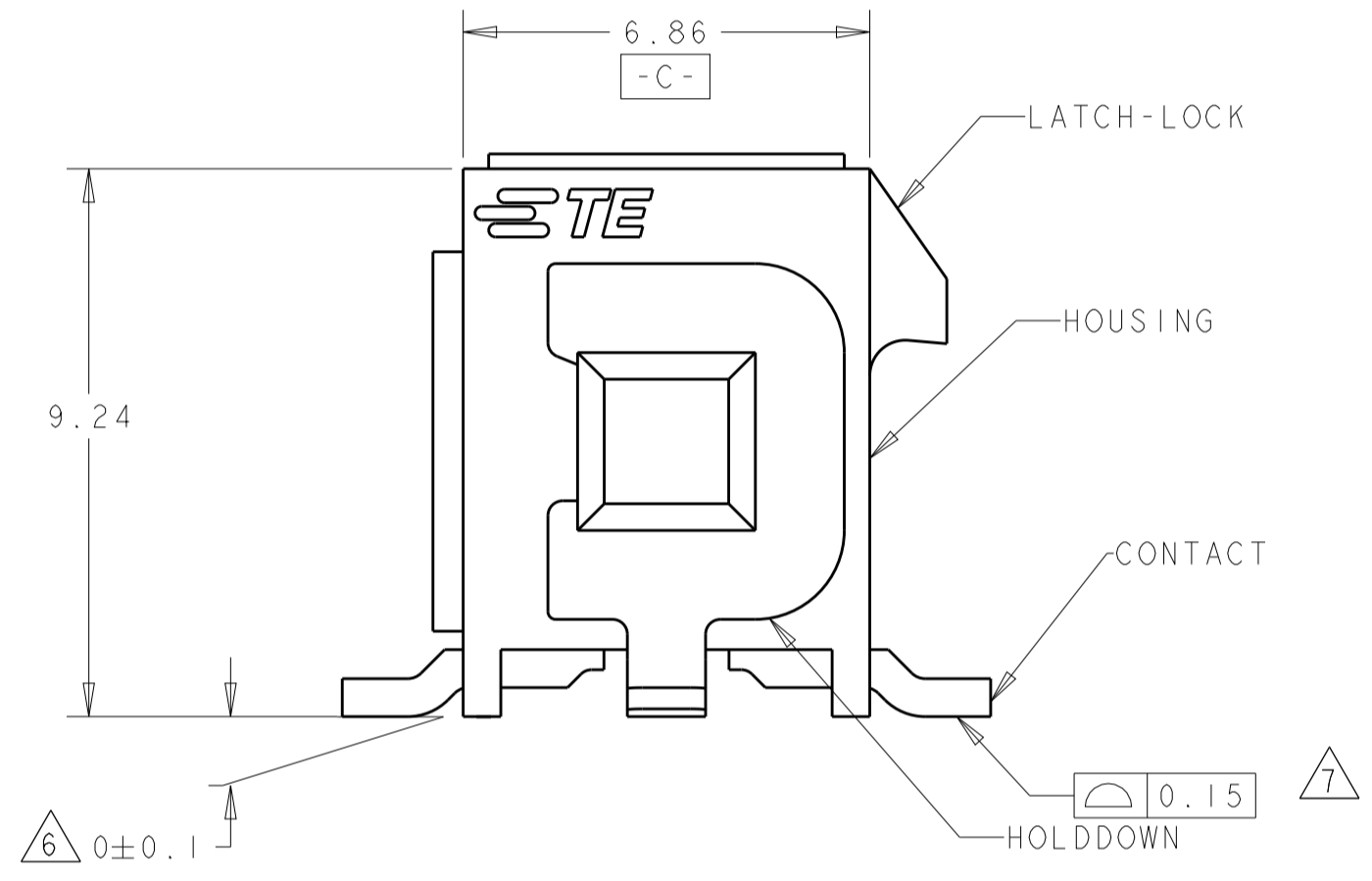
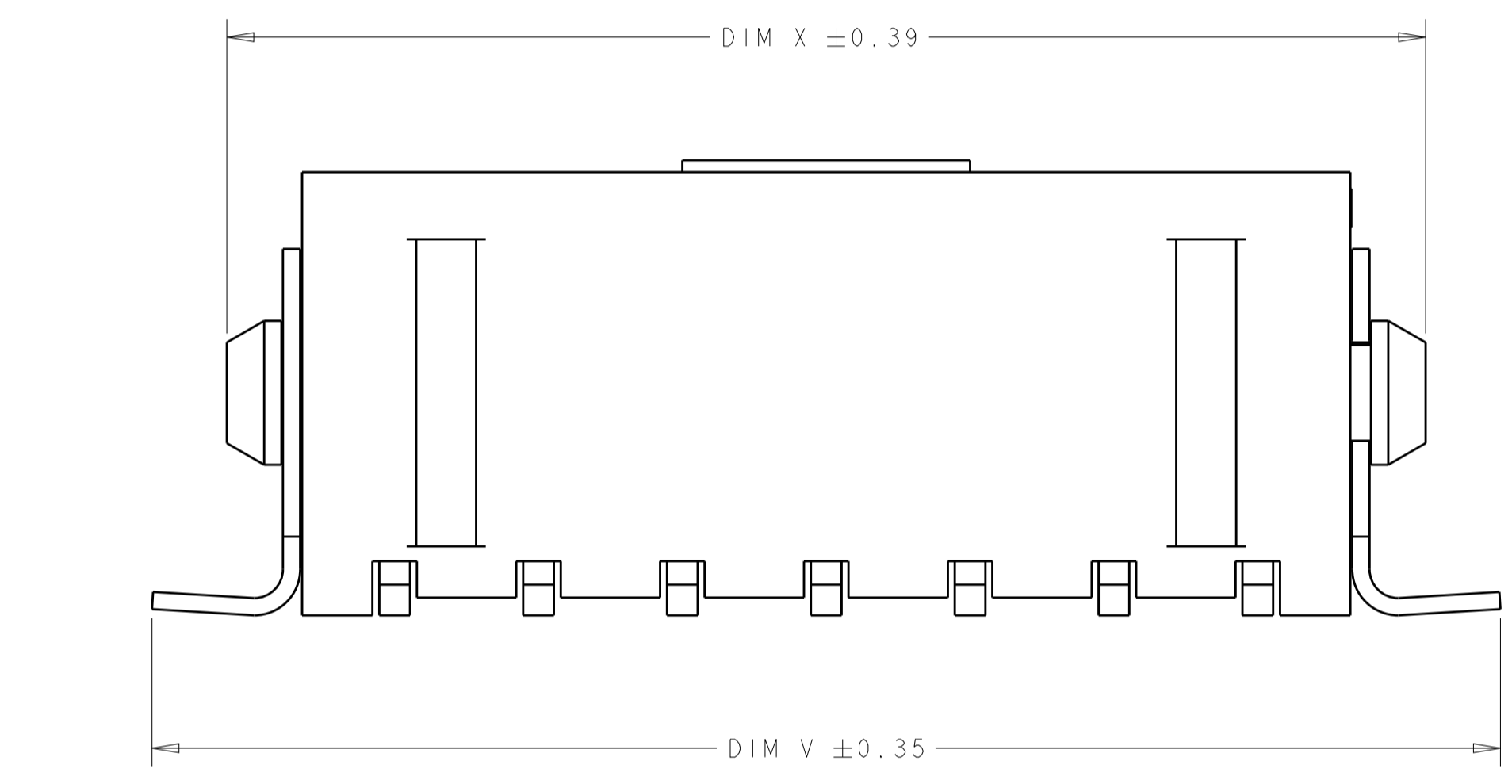


LOC	DIST	REVISIONS			
P	LTN	DESCRIPTION	DATE	OWN	APVD
K		REVISED PER ECO-15-003293	23APR2015	SC	ZD



SCALE 5:1

- 1 MATERIAL; CONTACTS - BRASS. HOUSING - UL 94V-0 RATED HIGH TEMP NYLON, COLOR; BLACK. HOLDDOWNS - PHOSPHOR BRONZE.
- 2 PLATING; CONTACTS - 0.76µm MINIMUM GOLD OVER 2.54µm MINIMUM NICKEL ON MATING AREA. 2.54µm TIN-LEAD MINIMUM OVER 2.54µm NICKEL MINIMUM ON SOLDER TAILS. HOLDDOWNS - 2.54µm TIN LEAD.
- 4 RECOMMENDED PC BOARD THICKNESS OF 1.57.
- 5 KAPTON VACUUM PICK UP BUTTON.
- 6 DIMENSION APPLIES TO SOLDER TAIL SURFACES AND STANDOFF SURFACES.
- 7 ALL SOLDER TAILS AND HOLDDOWNS.
- 8 PLATING; CONTACTS - 0.76µm MINIMUM GOLD OVER 2.54µm MINIMUM NICKEL ON MATING AREA. 2.54µm MATTE TIN MINIMUM OVER 2.54µm NICKEL MINIMUM ON SOLDER TAILS. HOLDDOWNS - 2.54µm MATTE TIN.
- 9 CIRCUIT NUMBER 1 IS LOCATED AT THE BOTTOM RIGHT WITH THE LATCH-LOCK ON TOP LOOKING INTO THE CAVITIES



8	43.04	36.86	40.27	33.00	40.00	24	5-794638-4
8	40.04	33.86	37.27	31.00	37.00	22	5-794638-2
8	37.04	30.86	34.27	27.00	34.00	20	5-794638-0
8	34.04	27.86	31.27	24.00	31.00	18	4-794638-8
8	31.04	24.86	28.27	21.00	28.00	16	4-794638-6
8	28.04	21.86	25.27	18.00	25.00	14	4-794638-4
8	25.04	18.86	22.27	15.00	22.00	12	4-794638-2
8	22.04	15.86	19.27	12.00	19.00	10	4-794638-0
8	19.04	12.86	16.27	9.00	16.00	8	3-794638-8
8	16.04	9.86	13.27	6.00	13.00	6	3-794638-6
8	13.04	6.86	10.27	3.00	10.00	4	3-794638-4
8	10.04	3.86	7.27	-	7.00	2	3-794638-2
2	43.04	36.86	40.27	33.00	40.00	24	2-794638-4
2	40.04	33.86	37.27	30.00	37.00	22	2-794638-2
2	37.04	30.86	34.27	27.00	34.00	20	2-794638-0
2	34.04	27.86	31.27	24.00	31.00	18	1-794638-8
2	31.04	24.86	28.27	21.00	28.00	16	1-794638-6
2	28.04	21.86	25.27	18.00	25.00	14	1-794638-4
2	25.04	18.86	22.27	15.00	22.00	12	1-794638-2
2	22.04	15.86	19.27	12.00	19.00	10	1-794638-0
2	19.04	12.86	16.27	9.00	16.00	8	794638-8
2	16.04	9.86	13.27	6.00	13.00	6	794638-6
2	13.04	6.86	10.27	3.00	10.00	4	794638-4
2	10.04	3.86	7.27	-	7.00	2	794638-2
FINISH	DIM V	DIM W	DIM Y	DIM Z	DIM X	NO. OF POSN.	PART NUMBER

THIS DRAWING IS A CONTROLLED DOCUMENT. DWN: J. WHITAKER 9-MAR-2003
CHK: C. JONES 19-MAR-2003
APVD: C. JONES 19-MAR-2003

STE TE Connectivity

PRODUCT SPEC: SURFACE MOUNT, VERTICAL, SURFACE MOUNT HOLDDOWN, ASSEMBLY, 30 GOLD HEADER, DUAL ROW, MICRO MATE-N-LOK (TM)

APPLICATION SPEC: -

SIZE: A100779C=794638

WEIGHT: -

CUSTOMER DRAWING

SCALE: 8:1 SHEET 1 OF 1 REV K